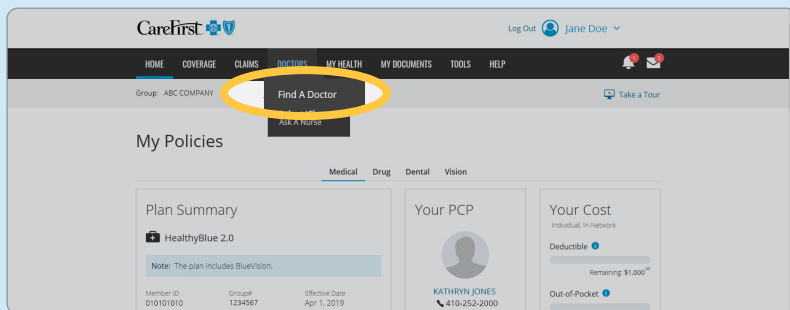


Find a Doctor Online Tool

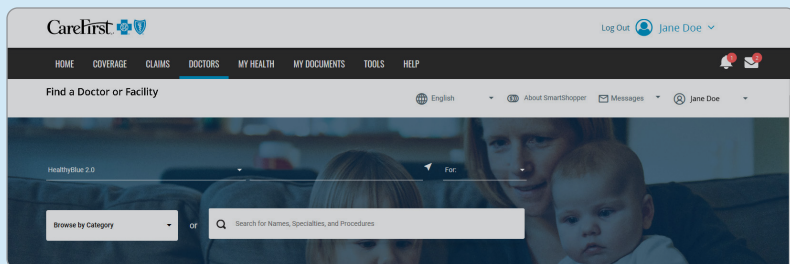
Does your provider participate in the BlueChoice or BlueChoice Advantage plan? Get started by logging in to *My Account* at **carefirst.com/ccps**. If you haven't set up your account yet, it just takes your member ID card and a few minutes to register. You also have the option to search participating providers as a Guest.

How to find a doctor or other healthcare provider after you have logged into *My Account*

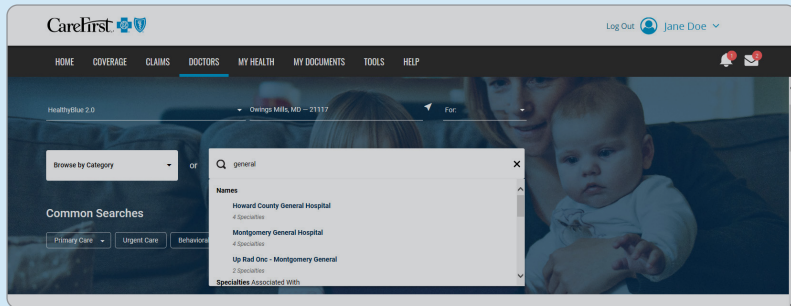
Step 1: Log in to *My Account* at **carefirst.com/ccps** and select the *Doctors* tab, then *Find A Doctor*.



Step 2: The search tool automatically populates with your health plan and home address; however, you can type in a new location to search for care in other areas. You can also browse by category or search by the doctor's name, type of provider, name of a facility, or specific procedure.

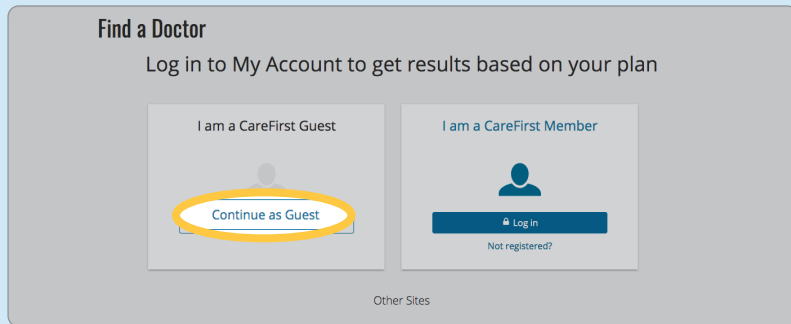


Step 3: Once you've entered your search criteria, choose an option from the list of suggestions or hit enter to display the search results.

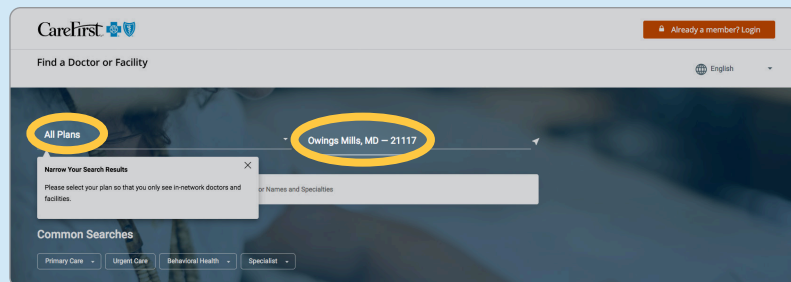


Searching as a Guest—How to find a doctor or other healthcare provider before you register for *My Account*

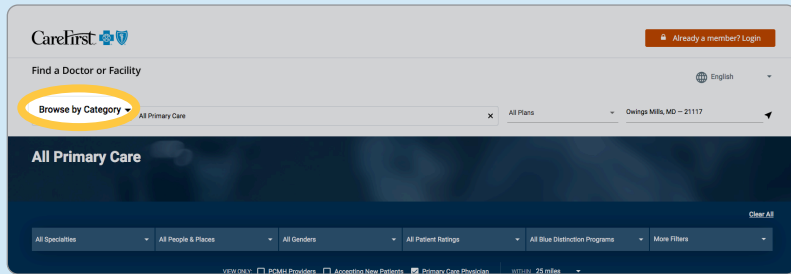
Step 1: If you're not a current CCPS CareFirst member, you can *Continue as Guest*.



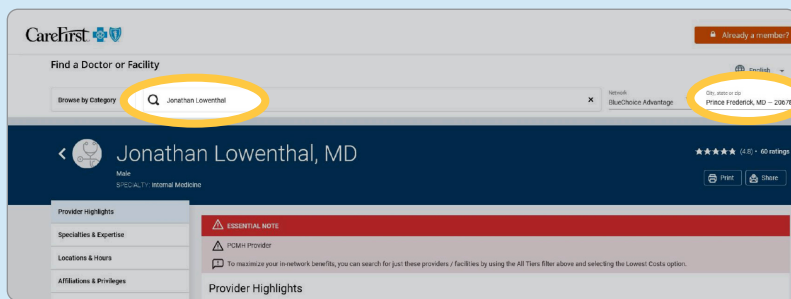
Step 2: To find a doctor or facility, enter the City/State/Zip code you wish to search, and under *All Plans* select *BlueChoice HMO Open Access*, *BlueChoice Advantage*, or *BluePreferred*.



Step 3: *Browse by category*—
medical or urgent care center.



Step 4: Or search by provider
name and location.



Note: If you do not see your doctor under *BlueChoice Advantage*, follow the same steps as above, and select *BluePreferred* under *All Plans* to determine if the provider participates as a BluePreferred PPO provider.