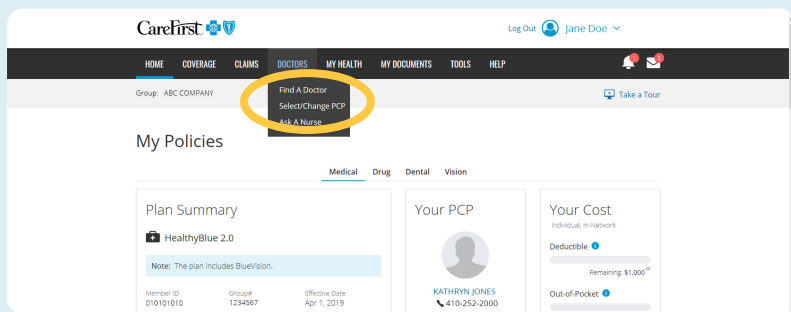


Find a Doctor Online Tool

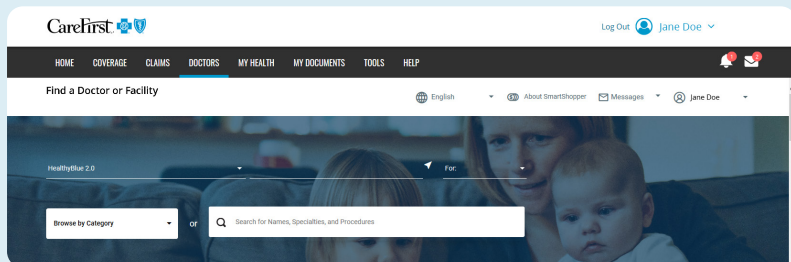
Does your provider participate in the BlueChoice Advantage plan? Get started by logging in to My Account at carefirst.com/mcg. If you haven't set up your account yet, it just takes your member ID card and a few minutes to register. You also have the option to search participating providers as a Guest.

Searching as a registered user

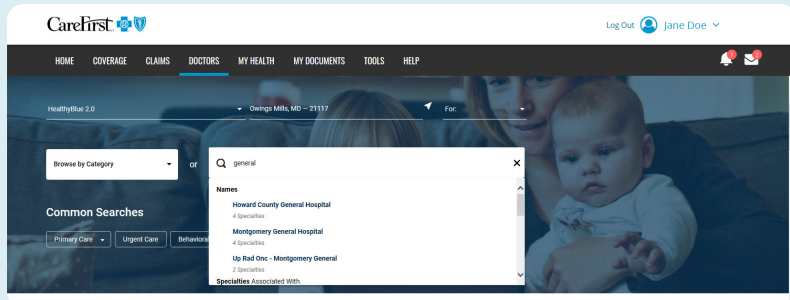
Step 1: After logging into My Account at carefirst.com/mcg, select the *Doctors* tab, then *Find A Doctor*.



Step 2: The search tool automatically populates with your health plan and home address; however, you can type in a new location to search for care in other areas. You can also browse by category or search by the doctor's name, type of provider, name of a facility, or specific procedure.

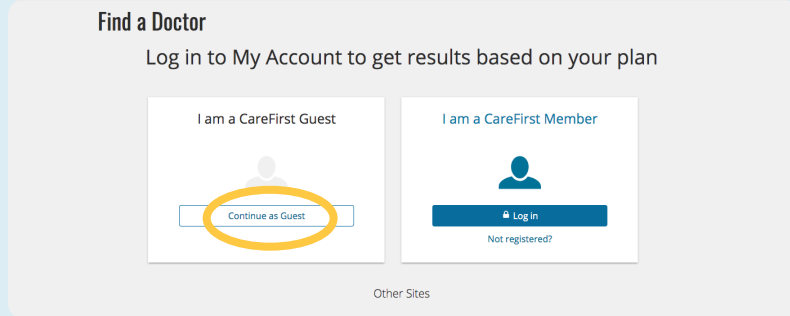


Step 3: Once you've entered your search criteria, choose an option from the list of suggestions or hit enter to display the search results.

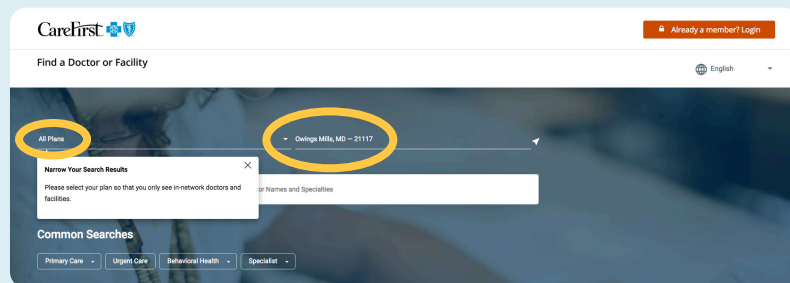


Searching as a guest

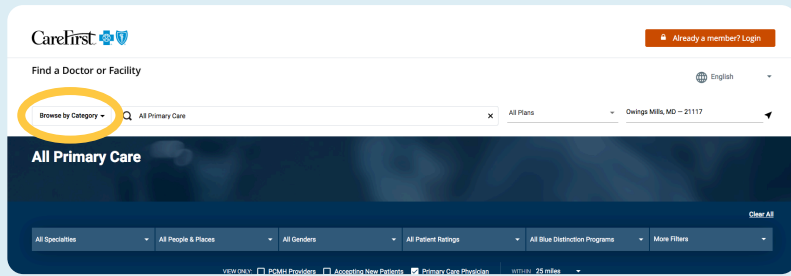
Step 1: If you're not a current MCG CareFirst member, you can *Continue as Guest*.



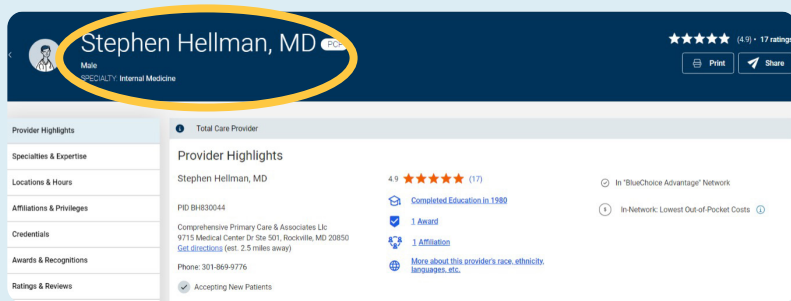
Step 2: To find a doctor or facility, enter the City/State/Zip code you wish to search, and under *All Plans* select *BlueChoice Advantage*.



Step 3: *Browse by category*—
Primary Care, Medical
Specialties, Urgent Care
Center, Opioid Treatment
Provider



Step 4: Or search by provider
name and specialty.



Note: If you are outside of MD, DC, Northern VA and you do not see your doctor under *BlueChoice Advantage*, follow the same steps as above, and select *BluePreferred* under *All Plans* to determine if the provider participates as a BluePreferred PPO provider.